



District Report Card: 2017


State: Rajasthan	District: Jhalawar
Class: 5	Subject: Language
Schools: 61	Students: 838


Participation/Coverage


Students

<div>GENDER</div> <div></div>	Boys		Girls	
	Number	%	Number	%
	405	48.33	433	51.67

<div>AREA</div> <div></div>	Rural		Urban	
	Number	%	Number	%
	793	94.63	45	5.37

<div>CATEGORY</div> <div></div>	SC		ST		OBC		GEN	
	Number	%	Number	%	Number	%	Number	%
	160	19.09	160	19.09	462	55.13	56	6.68

<div>CWSN</div> <div></div>	LD	VI	HI	S&LD	ID	Oth
	2	2	0	0	1	0

<div>Management</div> <div></div>	Government		Government-aided	
	Number	%	Number	%
	838	100.00	0	0.00

Average Performance of Students in Language (%)

Overall	Gender		Area		Management		Social Group			
	Male	Female	Rural	Urban	Govt.	Aided	SC	ST	OBC	GEN
73.21	73.05	73.35	73.60	66.22	73.21	0.00	70.83	69.83	74.95	75.24

Performance on Learning Outcomes (LOs)

Learning Outcomes	Description	Average Performance(%)
L504	Reads and comprehends independently storybooks, news items/ headlines, advertisements etc.	70.07
L508	Reads text with comprehension, locates details and sequence of events	74.77

Range of Performance of Students who Answered Correctly							
Below 30%		30% - 50%		50% - 75%		Above 75%	
Number	%	Number	%	Number	%	Number	%
20	2.39	83	9.90	315	37.59	420	50.12

Lowest Performing Learning Outcomes (LOs)

- 1 - Reads and comprehends independently storybooks, news items/ headlines, advertisements etc. (70.07)
- 2 - Reads text with comprehension, locates details and sequence of events (74.77)